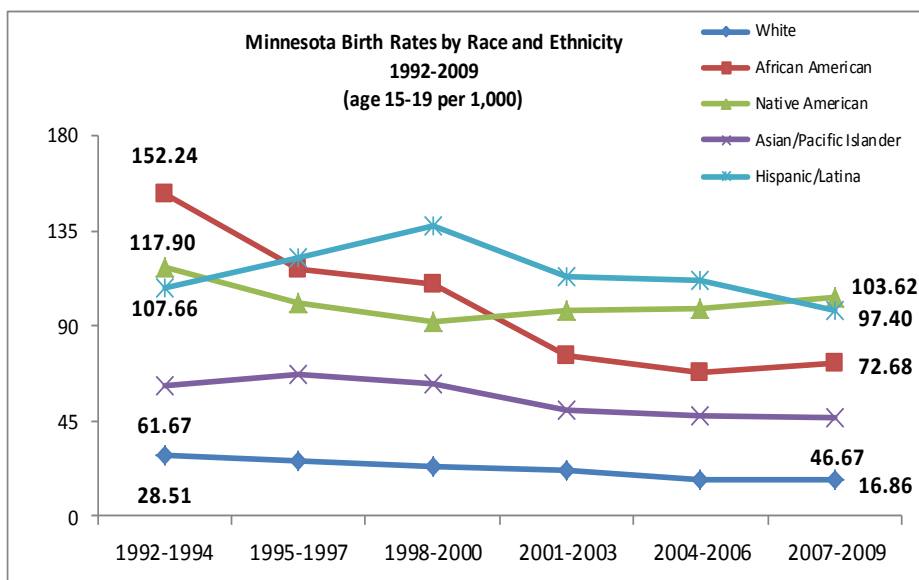
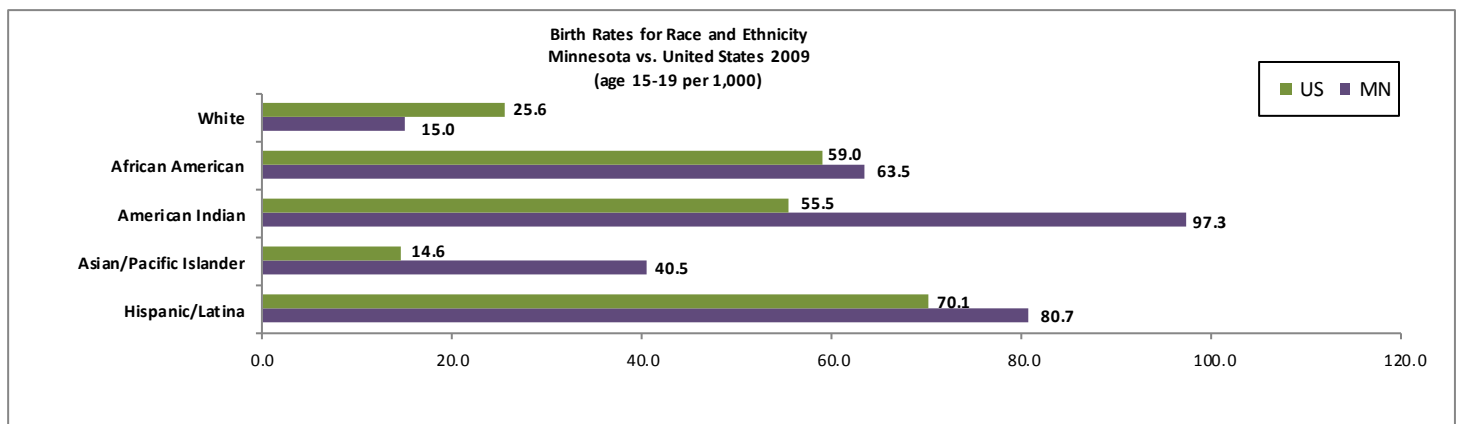
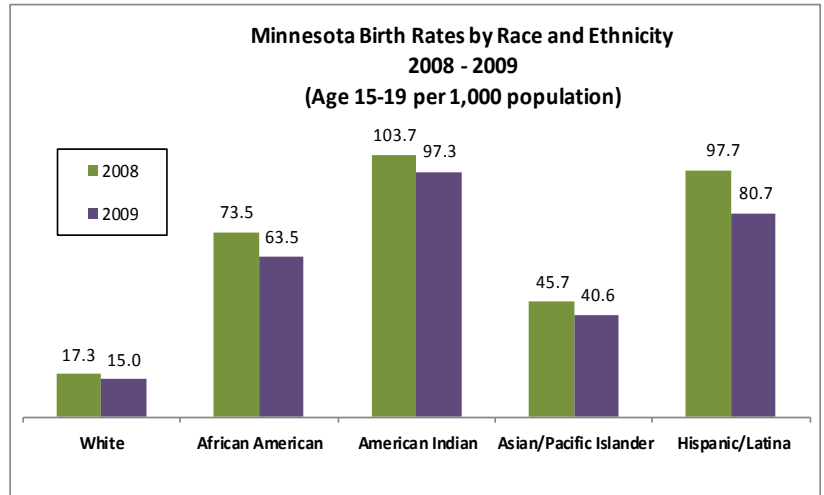


Disparities in Minnesota Adolescent Birth Rates by Race and Ethnicity¹

The 2009 birth rate for all adolescents aged 15-19 in Minnesota (24.3 per 1,000 population) was among the lowest in the United States, falling well below the national average (39.1 per 1,000 population).² Since 1990, adolescent birth rates have decreased significantly in Minnesota. Although these rates increased in 2006 and 2007, the most recent data from 2008 and 2009 indicate decreases in adolescent birth. This trend is also mirrored nationally.

In Minnesota, there was a decrease in birth rates in adolescents of all races. Hispanic/Latina adolescents showed the largest decline with a 17.4% decrease from 2008 to 2009.



The birth rate for white females in Minnesota (15.0) was lower than the national average for white females (25.6). However, all other racial and ethnic groups in Minnesota continue to have higher rates than the national figures (see above).

Although adolescent pregnancy and birth rates are high among Minnesota populations of color, the greatest number of adolescent births is still to white females.

¹ Minnesota Department of Health Statistics, 2011

² Hamilton, BE, Martin, JA, Ventura SJ. Births: Preliminary data for 2009. National vital statistics reports; vol 59 no 3. Hyattsville, MD: National Center for Health Statistics, 2010. Retrieved from: http://www.cdc.gov/nchs/data/nvsr/nvsr59/nvsr59_03.pdf.